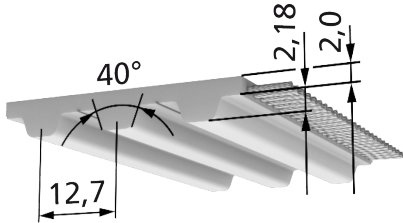
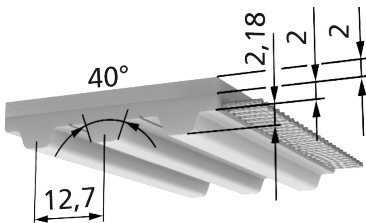


Standard



T1/2"

Version T



T1/2"-T

Available length and versions	T1/2"	Comment
Standard lengths	rolls of 50 or 100 m	-
Cut to lengths / lengths > 100 m	on request	-
In-between belt widths / other widths	on request	-
minimum length endless joined (b=101,6 mm)	880 mm	-
minimum length endless joined (b=152,4 mm)	1,000 mm	-
Standard material	TPOST1	further materials on request
Steel tension member	Standard	-
E tension member	not available	-
Stainless steel cord	available	Minimum purchase amount on request
PAZ	available	-
PAR	available	-
PAZ-PAR	available	-
DL / DL-PAZ	not available	-
DR / DR-PAZ	not available	-
T / T-PAZ	available	$b_{max} = 101.6$ mm; minimum purchase amount on request

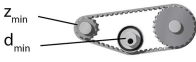

Belt widths b [mm] (In-between belt widths on request)

12.7	19.1	25.4	38.1	50.8	76.2	101.6	152.4
------	------	------	------	------	------	-------	-------

Tooth shear strength (specific belt tooth load bearing)

R.p.m. n [min-1]	F_{tspez} [N/cm]	R.p.m. n [min-1]	F_{tspez} [N/cm]	R.p.m. n [min-1]	F_{tspez} [N/cm]	R.p.m. n [min-1]	F_{tspez} [N/cm]
0	44	800	28.2	2,000	22.1	5,000	15.74
20	42.7	900	27.5	2,200	21.5	5,500	15.07
40	41.6	1,000	26.8	2,400	20.9	6,000	14.46
60	40.7	1,100	26.2	2,600	20.3	6,500	13.89
80	39.8	1,200	25.6	2,800	19.81	7,000	13.36
100	39.1	1,300	25.1	3,000	19.33	7,500	12.87
200	36.1	1,400	24.6	3,200	18.88	8,000	12.42
300	34.1	1,500	24.1	3,400	18.45	8,500	11.99
400	32.5	1,600	23.7	3,600	18.05	9,000	11.58
500	31.1	1,700	23.2	3,800	17.68	9,500	11.19
600	30	1,800	22.9	4,000	17.32	10,000	10.83
700	29.1	1,900	22.5	4,500	16.49		

T1/2"		Admissible tensile force of the belt F_{adm} / belt weight								
belt width		b [mm]	12.7	19.1	25.4	38.1	50.8	76.2	101.6	152.4
M	E / Steel tension member	F_{Tadm} [N]	1,000	1,600	2,200	3,200	4,400	6,600	8,800	13,200
	Specific elasticity (E- / Steel tension member)	C_{spez} [N]	$0.25 \cdot 10^6$	$0.4 \cdot 10^6$	$0.55 \cdot 10^6$	$0.80 \cdot 10^6$	$1.1 \cdot 10^6$	$1.65 \cdot 10^6$	$2.2 \cdot 10^6$	$3.3 \cdot 10^6$
	Stainless steel tension member	F_{Tadm} [N] F_{Tzul} [N]	800	1,280	1,760	2,560	3,520	5,280	7,040	10,560
	Specific elasticity (stainless steel tens. m.)	C_{spez} [N]	$0.25 \cdot 10^6$	$0.4 \cdot 10^6$	$0.55 \cdot 10^6$	$0.80 \cdot 10^6$	$1.1 \cdot 10^6$	$1.65 \cdot 10^6$	$2.2 \cdot 10^6$	$3.3 \cdot 10^6$
V	E / Steel tension member	F_{Tadm} [N]	500	800	1,100	1,600	2,200	3,300	4,400	6,600
	Stainless steel tension member	T_{adm} [N]	400	640	880	1,280	1,760	2,640	3,520	5,280
Belt weight (Standard)		[kg/m]	0.053	0.081	0.108	0.161	0.216	0.324	0.432	0.648
Belt weight (DL)		[kg/m]	-	-	-	-	-	-	-	-
Belt weight (DR)		[kg/m]	-	-	-	-	-	-	-	-
Belt weight (T)		[kg/m]	0.084	0.127	0.169	0.253	0.338	0.507	0.676	-

T1/2"		Flexibility (Minimum number of teeth / minimum diameter)											
		Steel tension member				E / Steel tension member				Stainless steel tension member			
		Standard	DL	DR	T	Standard	DL	DR	T	Standard	DL	DR	T
	Minimum number of teeth without contraflexure (z_{min})	14	-	-	20	-	-	-	-	25	-	-	25
	Minimum diameter of tensioning roller without contraflexure (d_{min} [mm])	60	-	-	80	-	-	-	-	100	-	-	100
	Minimum number of teeth with contraflexure (z_{min})	20	-	-	20	-	-	-	-	40	-	-	40
	Minimum diameter of tensioning roller with contraflexure (d_{min} [mm])	80	-	-	80	-	-	-	-	160	-	-	160